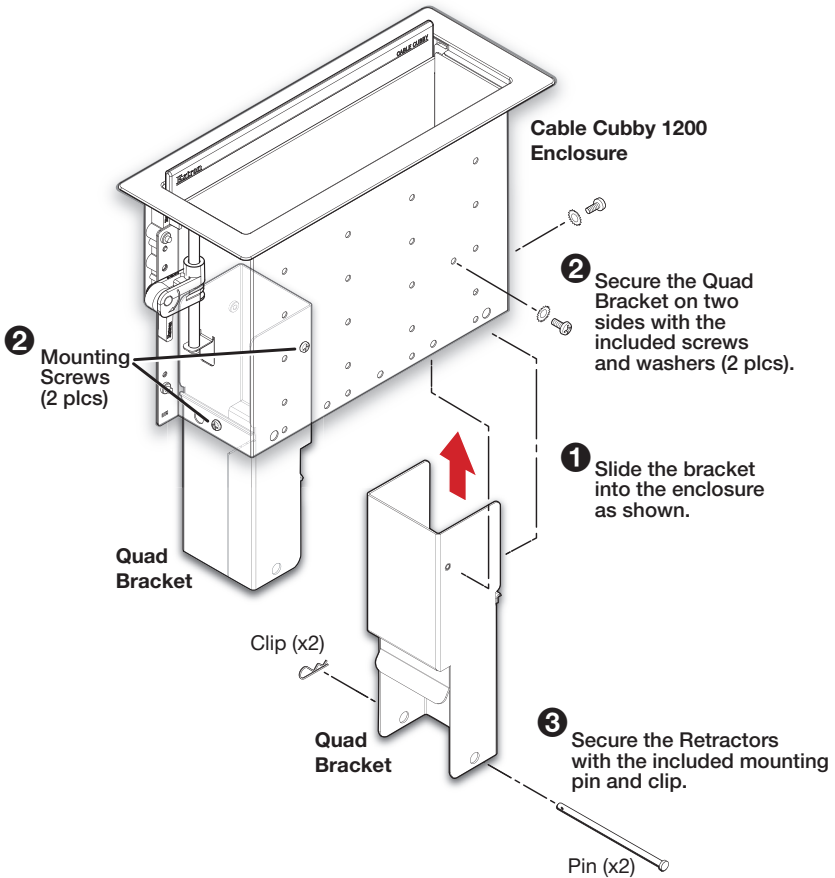


Retractor SM Cable Cubby Mount • Installation Guide

The Retractor SM modules require a Quad or Triple Bracket for installation in Cable Cubby 1200 and Cable Cubby 1400 enclosures. See the *Cable Cubby 1200 and 1400 Installation Guide* for the enclosure installation and see the *Retractor SM Installation Guide* for Retractor installation. Both are available at www.extron.com.

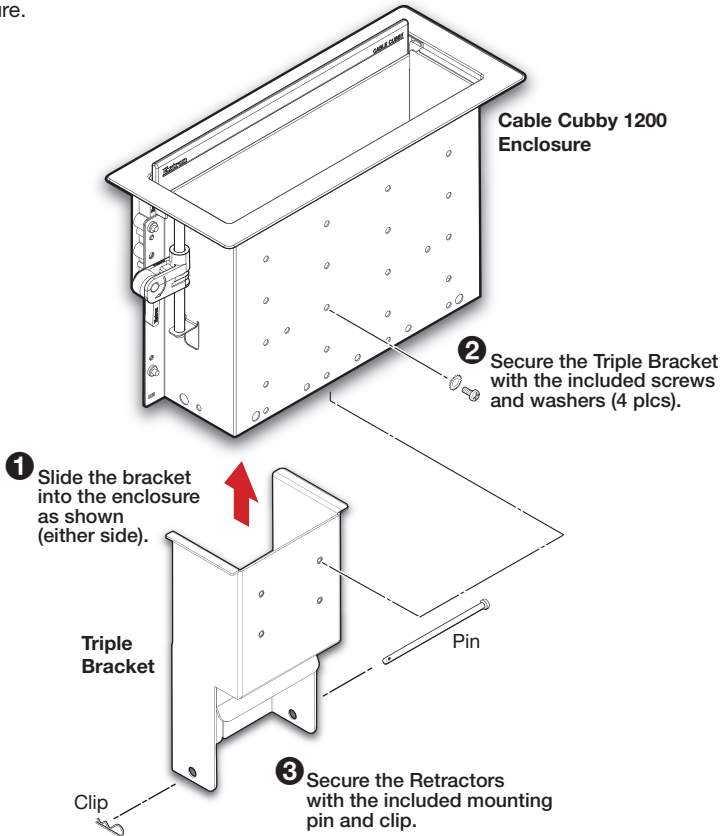
Retractor SM Cable Cubby Mount - Quad

Each Quad Bracket can mount up to two Retractor SMs on either side of a centrally located Power Module.



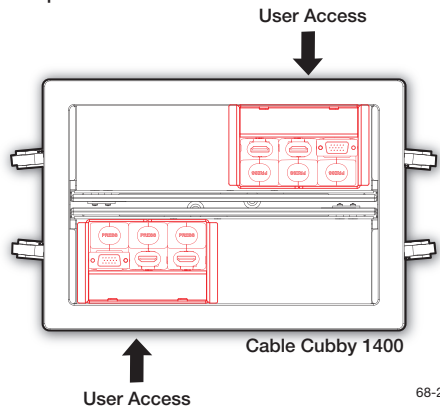
Retractor SM Cable Cubby Mount - Triple

A Triple Bracket can mount up to three Retractor SMs on either side of a Cable Cubby 1200 enclosure.



Cable Cubby 1400 Installation

Install Triple Brackets diagonally in a Cable Cubby 1400 enclosure.



68-2734-01
Rev. A
10/14

| | | | |
|--|--|--|---|
| Extron Headquarters +1.800.633.9876 (Inside USA/Canada Only) | Extron Asia +65.6383.4400 | Extron China +86.21.3760.1568 | Extron Korea +82.2.3444.1571 |
| Extron Europe +31.33.453.4040 | Extron Japan +81.3.3511.7655 | Extron Middle East +971.4.299.1800 | Extron India +91.80.3055.3777 |