

FEATURES

- **400 MHz Video Bandwidth**
- **Interface Mounts in a Steel City™ AFM-6 Floor Box**
- **Built-In Video Hum Suppression**
- **Adjustable Peaking Control**
- **Audio Buffering** — Converts Unbalanced Audio Signals to Balanced Audio
- **Flexible Output Sync Format:** RGBHV, RGBS or RGSB
- **Soft-Touch Rocker Button for Horizontal Position Control**
- **Easy One-Button Monitor Emulation**
- **Auto Power On / Off**
- **Modular Faceplate Accepts up to Six Audio / Video Connector Modules**
- **Fully Enclosed Circuit Boards for Enhanced Reliability**
- **Output BNC Connectors are Connected to 4" Pigtails to Enhance Installation Flexibility**

The CIA111F6 is a high performance computer interface for video and stereo audio signals. The unit is compatible with a wide variety of analog video signals including VGA, SVGA, XGA, SXGA, UXGA, MAC, SUN and other high resolution workstations. The CIA111F6 is a special version of the CIA111 interface specifically designed to install in a Steel City AFM-6 floor box. The AFM-6 floor box is not included and must be ordered separately.

Modular A/V Connector Plate

In addition to its interface capability, the CIA111F6 also acts as a modular A/V connector plate. The CIA111F6 modular faceplate accepts up to six A/V connector modules to create a custom A/V connector plate optimized for each installation. Over 75 different audio, video, phone, data, and control modules are available to meet virtually any signal connection requirement. INLINE can provide custom engraving services to label each connector as required (see page 153).

Ultra High Resolution Amplification

The CIA111F6 offers 400 MHz video bandwidth to ensure superb performance and maximum image clarity at virtually any resolution and refresh rate.

Standard VGA Connectors

Featuring 15-Pin HD female connectors for input and local monitor output, the CIA111F6 connects directly to PC, MAC and SGI graphics ports and local monitors that have



15-Pin HD connectors using standard VGA cables (no proprietary input cables required). High resolution coaxial cables such as the INLINE IN8000 Series Flexible VGA cables and IN8200 Series Flexible VGA & Stereo Audio cables are recommended for optimal performance. Input / output adapter cables are also available in a variety of lengths for older Macintosh computers (15-Pin D), SUN (13W3) and workstations (4 or 5 BNC).

Stereo Audio Signal Balancing

The CIA111F6 includes audio buffering circuitry that accepts unbalanced stereo audio signals applied to the 3.5mm audio input connector and converts them to balanced audio. The audio output may also be wired for unbalanced operation if desired.

Video Hum Suppression

The CIA111F6 includes video hum suppression circuitry specifically designed to reduce or eliminate the visible effects of ground loops that are caused when two devices in the display system are connected to power sources with different grounding potentials.

Sharpness Control

The sharpness / peaking control (located on the back side of the interface) optimizes image quality, detail and sharpness by providing a variable high frequency boost

that compensates for the high frequency losses that normally occur in lengthy cable runs.

Advanced Sync Processing

All CIA100 Series interfaces feature advanced sync processing circuitry for enhanced compatibility with a variety of computers, laptops and data display devices.

Selectable Output Sync Format

The unit can be set for RGBHV, RGBS or RGSB output sync as required by the data display device and signal distribution system. The CIA111F6 does not strip sync off of the Green signal (i.e. RGSB input signals appear at the output as RGSB).

User Controls

The CIA111F6 provides enhanced ease-of-use for the end user by placing only the basic controls on the faceplate while hiding more advanced controls on the back of the interface. CIA100 Series interfaces feature an intuitive, soft-touch rocker switch for horizontal position control. In some cases a desktop or laptop computer needs to sense that a monitor is attached in order to make the video port active. The monitor emulation button simulates the connection of a local monitor so that the video port is configured properly in those applications where no local monitor is used.

Advanced Controls

Located on the back of the interface, the advanced controls are generally set once at the time of installation by the installation technician. These controls are the Sharpness / Peaking control and the dip switches. Dip switches are available for setting the output sync format, horizontal control enable / disable, default monitor emulation state at power on, and auto power enable / disable.

Installation Flexibility

One or two CIA111F6 interfaces can be mounted in a Steel City AFM-6 floor box. The CIA111F6 circuit boards are fully enclosed to protect the interface during installation and operation. The main video output is five BNC female connectors on 4" pigtailed, offering easy connection to the output cable regardless of the entry point of the output cables into the floor box.

SPECIFICATIONS

INPUT

Video Connectors: 15-pin HD female — standard VGA pin-outs
RGB Signals: Analog video, 1.5 Vp-p max.
Sync Signals: TTL
Horizontal Sync Range: 30 – 130 KHz
Vertical Sync Range: 30 – 120 Hz
Stereo Audio Connector: 3.5mm Mini Stereo
Stereo Audio Signals: Unbalanced Stereo Audio; Impedance: 10 Kohm

OUTPUTS

Local Monitor (Buffered): 15-pin HD female — standard VGA pin-outs
Main Output: 5 female BNC on 4" Pigtails; RGBHV / RGBS / RGSB
Audio Output Connector: 5-Pin Captive Screw Terminal
Audio Output Signal: Balanced or Unbalanced Stereo Audio; Impedance: 50 ohm

A/V CONNECTOR MODULES

Faceplate accepts up to (6) A/V Connector Modules. A/V modules are not included and must be ordered separately

ACCESSORIES INCLUDED

IN9205 9VDC, 1A Power Supply
 IN9334 3/32" Allen Wrench for CIA111F6 Connector Module Set Screws
 IN9339 Adjustment Tool with Technician's Blade
 (2)IN9368TB Triple Size Blank Plate — Black

GENERAL

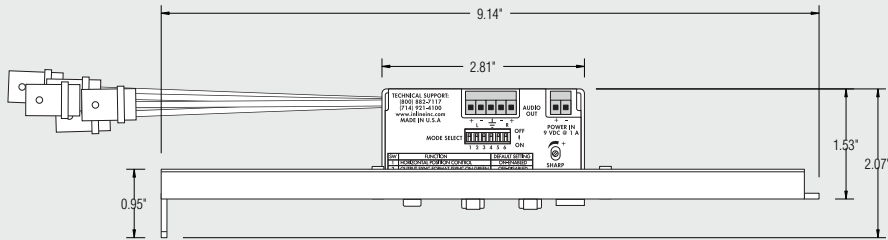
Power Supply: IN9205 — 9VDC; 1A Power Supply (included)
Power Connector: 2-Pin Captive Screw Terminal
Shipping Weight: 2.4 lbs. / 1.1 Kg
Product Weight: 0.7 lbs. / 0.32 Kg
Dimensions — Faceplate: 3.43" x 9.14" x 0.95" / 8.7 cm x 23.2 cm x 2.4 cm
Dimensions — Back Enclosure: 1.90" x 2.81" x 1.53" / 4.8 x 7.1 x 3.9 cm
Regulatory Approvals: UL1950, CAN/CSA-22.2 No.950, Third Edition CE: EN55022 (1987), EN50081-1 (1991), EN50082-1 (1992 and 1994), EN60950-92

ORDER INFORMATION

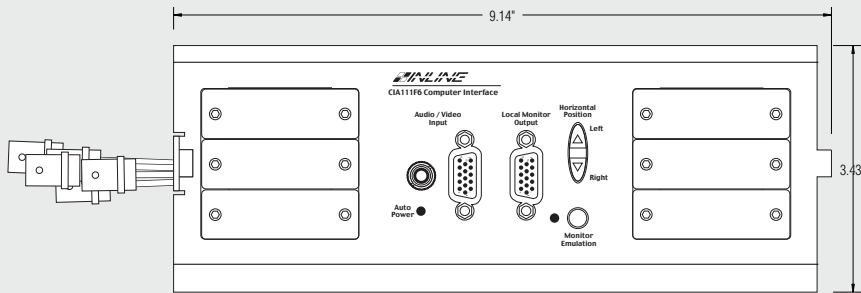
CIA111F6-1 Installation Computer Interface with Modular A/V Faceplate for Steel City AFM-6 Floor Box — 400 MHz, Black Finish (Steel City AFM-6 Floor Box is Not Included and Must be Ordered Separately)

IN9158 Steel City™ AFM-6 Floor Box, Grey Trim

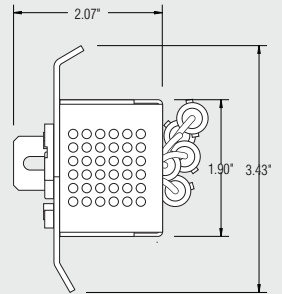
Input / Output Cables and A/V Connector Modules are Not Included and Must be Ordered Separately — See Pages 28 – 35
Installation Interface Accessories — See Pages 42 & 43



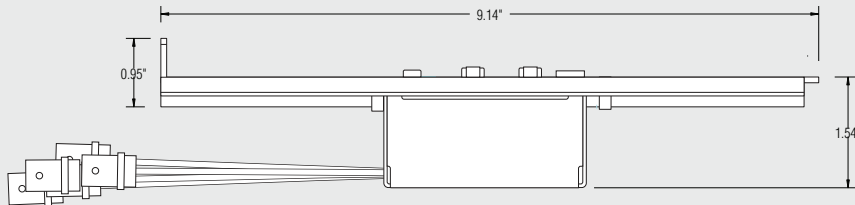
TOP VIEW



FRONT VIEW



RIGHT SIDE VIEW



BOTTOM VIEW