


CIA114AM

INSTALLATION COMPUTER INTERFACE
FOR ACKERMANN FLOOR BOXES



The CIA114AM is a high performance computer interface for video and stereo audio signals. The unit is compatible with a wide variety of analog video signals including VGA, SVGA, XGA, SXGA, UXGA, MAC, SUN and other high resolution workstations. The CIA114AM is specially designed to install in Ackermann floor box models that accept Ackermann GB2 mounting boxes. The Ackermann floor box and GB2 mounting box are not included and must be ordered separately.

Standard VGA Connectors

Featuring 15-Pin HD female connectors for input and local monitor output, the CIA114AM connects directly to PC, MAC and SGI graphics ports and local monitors that have 15-Pin HD connectors using standard VGA cables (no proprietary input cables required). High resolution coaxial cables such as the INLINE IN8000 Series Flexible VGA cables and IN8200 Series Flexible VGA & Stereo Audio cables are recommended for optimal performance. Input / output adapter cables are also available in a variety of lengths for older Macintosh computers (15-Pin D), SUN (13W3) and workstations (4 or 5 BNC).

Ultra High Resolution Amplification

The CIA114AM offers 400 MHz video bandwidth to ensure superb performance and maximum image clarity at virtually any resolution and refresh rate.

Stereo Audio Signal Balancing

The CIA114AM includes audio buffering circuitry that accepts unbalanced stereo audio signals applied to the 3.5mm audio input connector and converts them to balanced audio. The balanced audio output signal provides optimal performance for long audio cable runs and helps reject hum, noise and other audio signal interference. The audio output may also be wired for unbalanced operation if desired.

Video Hum Suppression

The CIA114AM includes video hum suppression circuitry specifically designed to reduce or eliminate the visible effects of ground loops that are caused when two devices in the display system are connected to power sources with different grounding potentials.

Sharpness Control

The sharpness / peaking control (located on the back side of the interface) optimizes image quality, detail and sharpness by providing a variable high frequency boost that compensates for the high frequency losses that normally occur in lengthy cable runs. A/V installers can fine-tune the peaking control to select the exact amount of peaking required to compensate for different cable grades and cable lengths.

Advanced Sync Processing

All CIA100 Series interfaces feature advanced sync processing circuitry for enhanced compatibility with a variety of computers, laptops and data display devices.

Selectable Output Sync Format

The unit can be set for RGBHV, RGBS or RGsB output sync as required by the data display device and signal distribution system. The CIA114AM does not strip sync off of the Green signal (i.e. RGsB input signals appear at the output as RGsB).

User Controls

The CIA114AM provides enhanced ease-of-use for the end user by placing only the basic controls on the faceplate while hiding more advanced controls on the back of the interface. CIA100 Series interfaces feature an intuitive, soft-touch rocker switch for horizontal position control. Simply touch the button on the left or right side in order to move the image in the desired direction. In some

FEATURES

- 400 MHz Video Bandwidth
- Specially Designed to Mount in Ackermann Floor Boxes
- Built-In Video Hum Suppression
- Adjustable Peaking Control
- Audio Buffering — Converts Unbalanced Audio Signals to Balanced Audio
- Flexible Output Sync Format: RGBHV, RGBS or RGsB
- Soft-Touch Rocker Button for Horizontal Position Control
- Easy One-Button Monitor Emulation
- Auto Power On / Off
- Fully Enclosed Circuit Boards for Enhanced Reliability
- Output BNC Connectors are Connected to 4" Pigtails to Enhance Installation Flexibility

cases a desktop or laptop computer needs to sense that a monitor is attached in order to make the video port active. The monitor emulation button simulates the connection of a local monitor so that the video port is configured properly in those applications where no local monitor is used. The Auto Power feature automatically powers up the interface when an input cable is connected to the 15-Pin HD input and powers down the interface when the input cable is removed.

Advanced Controls

Located on the back of the interface, the advanced controls are generally set once at the time of installation by the installation technician. These controls are the Sharpness / Peaking control and the dip switches. Dip switches are available for setting the output sync format, horizontal control enable / disable, default monitor emulation state at power on, and auto power enable / disable.

Installation Flexibility

The CIA114AM circuit boards are fully enclosed to protect the interface during installation and operation. The main video output is five BNC female connectors on 4" pigtails, offering easy connection to the output cable regardless of the entry point of the output cables into the floor box.

SPECIFICATIONS

INPUT

Connector: 15-pin HD female — standard VGA pin-outs
RGB Signals: Analog video, 1.5 Vp-p max.
Sync Signals: TTL
Horizontal Sync Range: 30 to 130 KHz
Vertical Sync Range: 30 to 120 Hz
Audio Connector: 3.5mm Mini Stereo Female
Audio Signal Compatibility: Unbalanced Stereo Audio; Impedance: 10 K Ω

OUTPUTS

Buffered Local Monitor: 15-pin HD female
Main Output: 5 female BNC on 4" Pigtails
Output Format: RGBHV, RGBS, or RGsB
Bandwidth: 400 MHz @ -3 dB with .7 volt input signal
Audio Output Connector: 5-Pin Captive Screw Terminal
Audio Output Signal: Balanced or Unbalanced Stereo Audio; Impedance: 50 Ω

ACCESSORIES INCLUDED

IN9205 9VDC, 1A Power Supply
 IN9334 3/32" Allen Wrench for CIA114AM Connector Module Set Screws
 IN9339 Adjustment Tool w/Technician's Blade

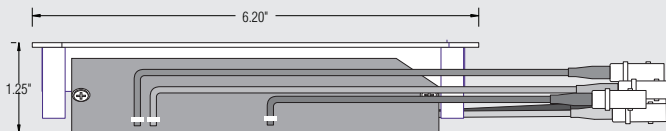
GENERAL

Power Supply: IN9205 — 9VDC; 1A Power Supply (included)
Power Connector: 2-Pin Captive Screw Terminal
Shipping Weight: 2.4 lbs. / 1.1 Kg
Product Weight: 0.7 lbs. / 0.32 Kg
Dimensions: 2.74" x 6.20" x 1.25" / 7.0 x 15.7 x 3.2 cm
Regulatory Approvals: UL1950, CAN/CSA-22.2 No.950, Third Edition CE: EN55022 (1987), EN50081-1 (1991), EN50082-1 (1992 and 1994), EN60950-92

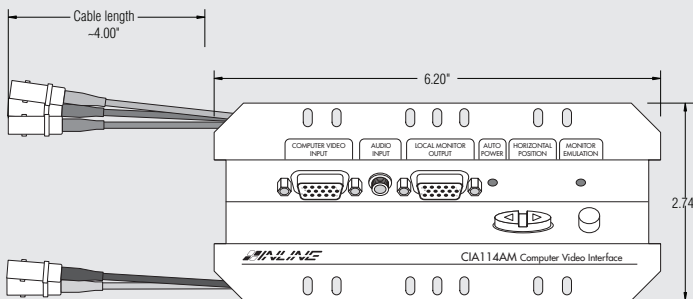
ORDER INFORMATION

CIA114AM-1 Installation Computer Interface with Modular A/V Faceplate for Ackermann Floor Boxes — 400MHz, Black Finish
 (The Ackermann Floor Box and GB2 Mounting Box are Not Included and Must be Ordered Separately)

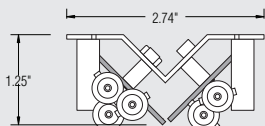
Input / Output Cables are Not Included and Must be Ordered Separately — See Pages 28
Installation Interface Accessories — See Pages 42 & 43



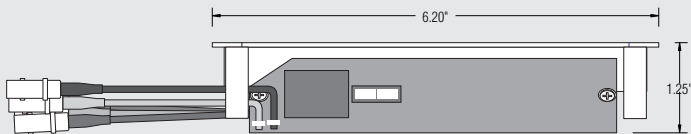
BACK VIEW



TOP VIEW



LEFT SIDE VIEW



FRONT VIEW

