

ASSEMBLY PROCEDURE

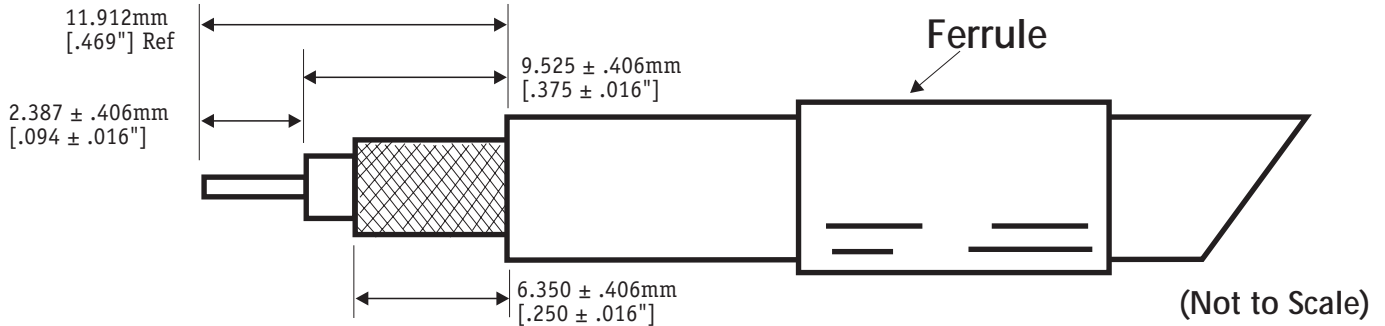
IN9303

BNC Male Connectors for IN7200 Series Cables RGB wires.

Use IN9320 Crimp Tool, IN9323 Crimp Die, IN9330 Deluxe Cable Stripper, IN9331 Heavy Duty Cable Cutter & IN9332 Precision Diagonal Cutter.

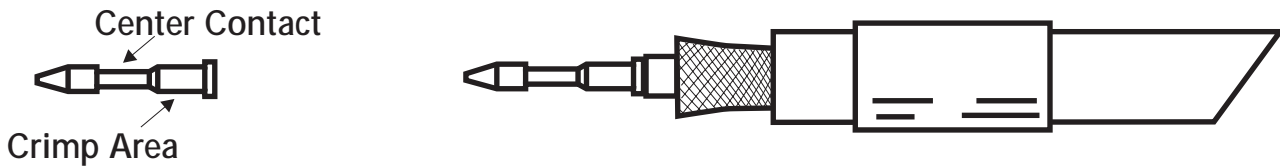
STEP #1

Slide the straight ferrule as shown over the cable end.
Strip the cable according to these dimensions:




STEP #2

Crimp the center contact at the crimp area using crimp die IN9323.



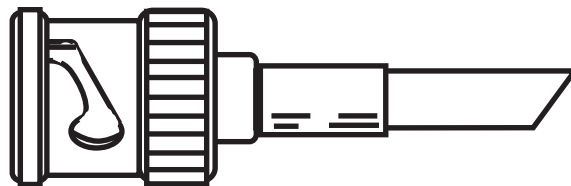
STEP #3

Insert the center contact into the plug body with the braid over the support sleeve of the plug body.



STEP #4

Slide the ferrule over the braid and support sleeve.



STEP #5

Crimp the ferrule using crimp die IN9323.

